

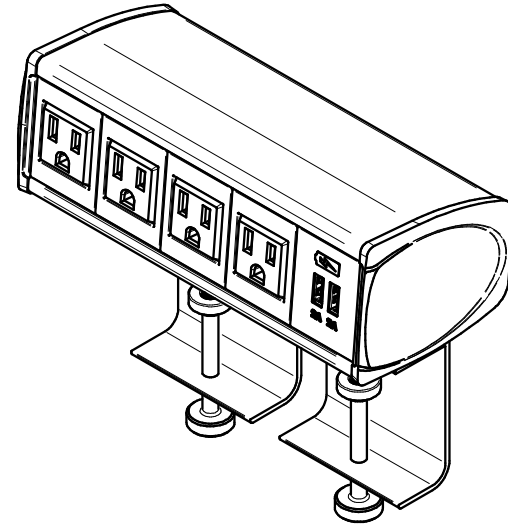
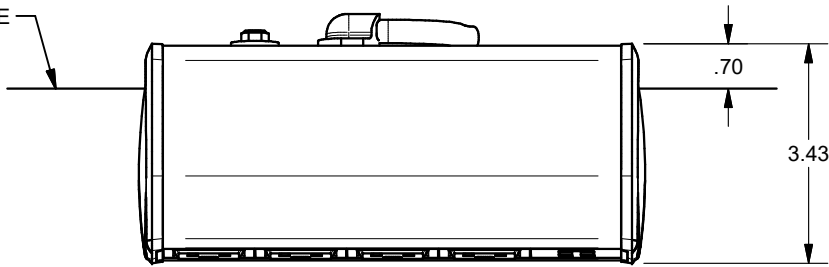
4

3

2

1

TABLE EDGE

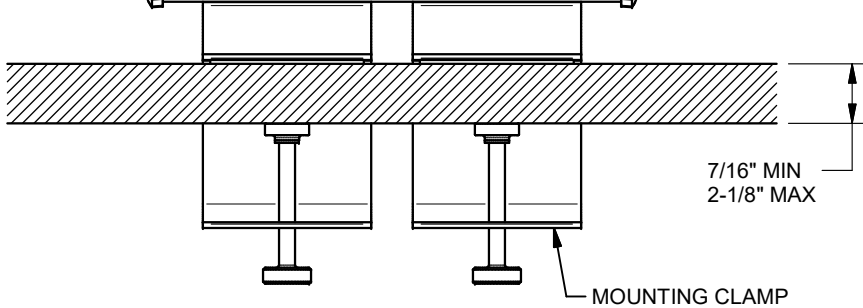
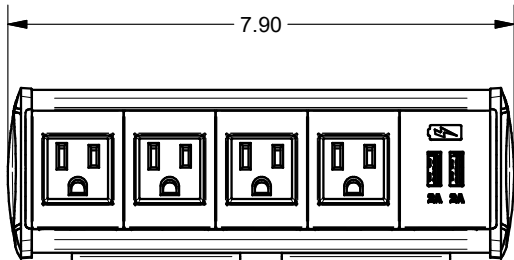


C

C

B

B

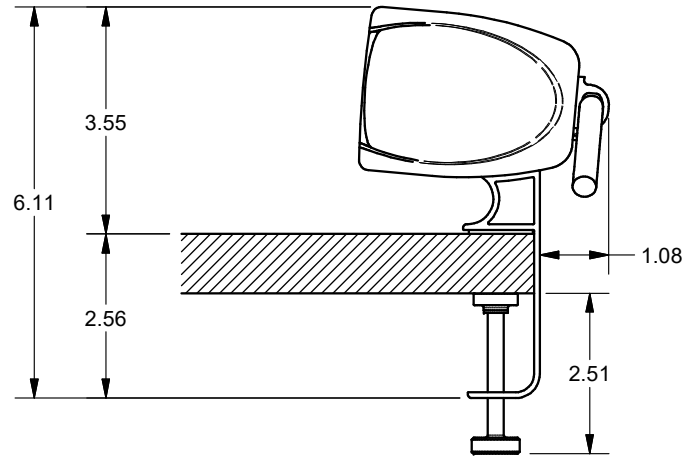


7/16" MIN  
2-1/8" MAX

MOUNTING CLAMP

A

A



**FSR inc.**

244 BERGEN BLVD.  
WOODLAND PARK, NJ 07424  
TEL (973) 785-4347  
FAX (973) 785-3318

TITLE:

SYM-CL-4AC-1CA

DRAWN BY: JRE DATE: 11/21/18 REV: -

DWG#: SYM-CL-4AC-1CA SCALE: -

4

3

2

1